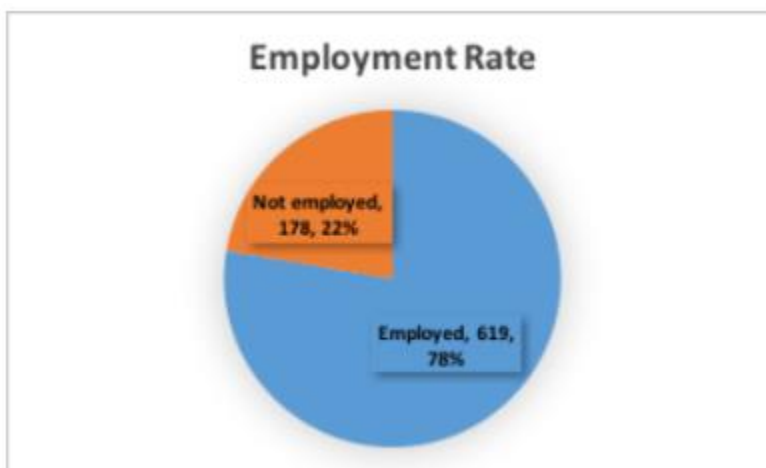
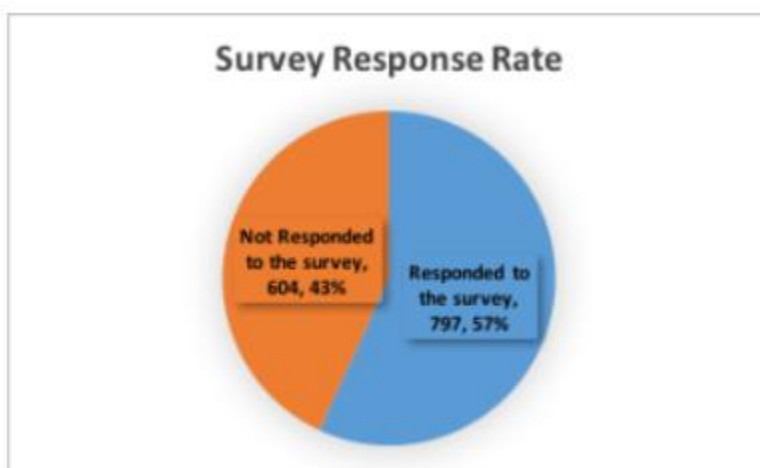
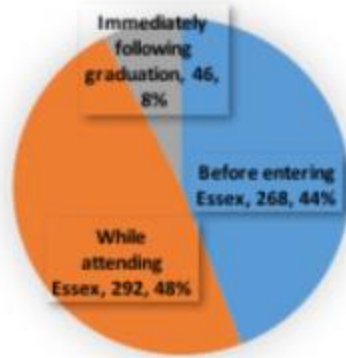


Employment/Placement Rates

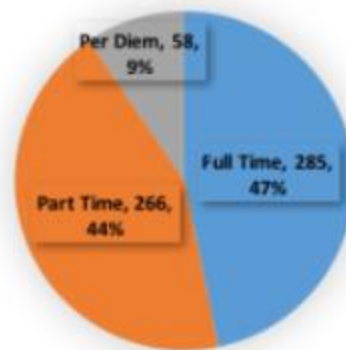
The Office of Student Development & Counselling (SDC) conducts an annual graduate survey just before the commencement (from April to June). In FY 2016 (from July 1, 2015 to June 30, 2016), 1,401 students graduated from Essex and 797 students (57%) responded to the survey. Of the 797 respondents, 619 graduates (78%) are employed and 178 graduates (22%) are not employed or did not provide an employment information. Most of them are employed before entering Essex (44%) or while attending at Essex (48%). Of the 619 employed, 285 (47%) are full-time, 266 (44%) part-time, and 58 (10%) per diem. And 267 (44%) indicated that their job is directly or somewhat related to their program of study.



Time of Employment



Employment Type



Related to Program of Study

