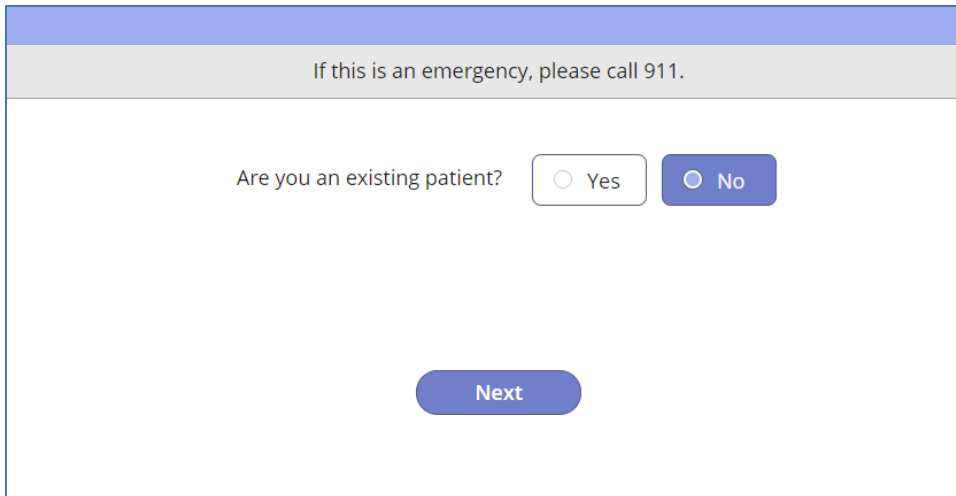


Essex County College – COVID 19 Testing On-Campus

For New Patients:

1. Select “No” when asked if you are an existing patient and hit next

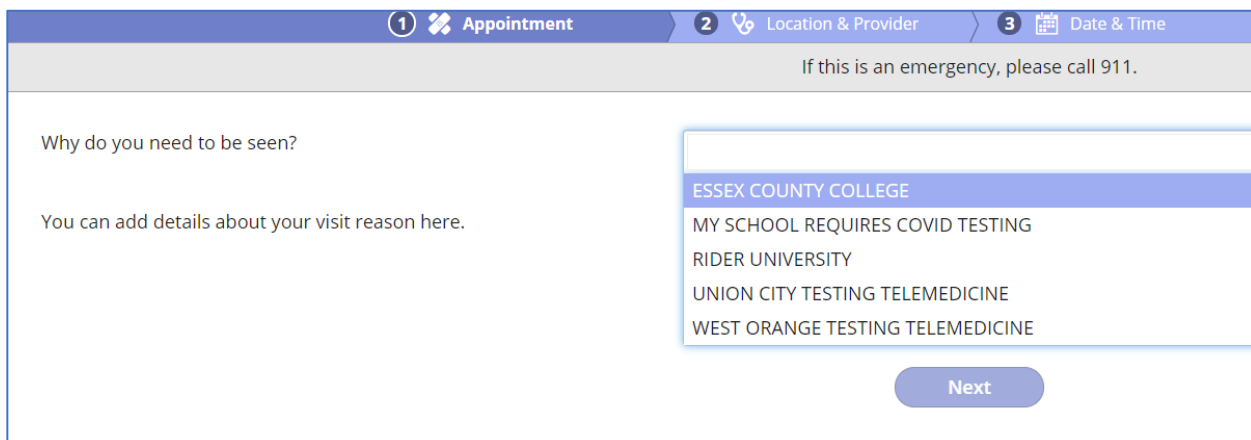


If this is an emergency, please call 911.

Are you an existing patient? Yes No

Next

2. Review the terms and conditions and select “I Agree” and hit Next to continue
3. Under “Why do you need to be seen?” select “Essex County College” You may add details in the box about the reason for your visit i.e. COVID-19 test.



1 Appointment 2 Location & Provider 3 Date & Time

If this is an emergency, please call 911.

Why do you need to be seen?

You can add details about your visit reason here.

ESSEX COUNTY COLLEGE
MY SCHOOL REQUIRES COVID TESTING
RIDER UNIVERSITY
UNION CITY TESTING TELEMEDICINE
WEST ORANGE TESTING TELEMEDICINE

Next

4. When asked which locations do you prefer, select "Diligent Urgent Care LLC." **PLEASE NOTE YOUR APPOINTMENT IS ON ECC'S CAMPUS NOT IN UNION CITY, NJ.**

CHOOSE GAON.AYELET AS YOUR PROVIDER

1 Appointment 2 Location & Provider 3 Date & Time 4 Confirmation

If this is an emergency, please call 911.

Which of our locations do you prefer?

DILIGENT URGENT CARE LLC
3807 BERGENLINE AVE, UNION CITY, NJ

Is there a specific provider you'd like to see?

GAON,AYELET

Back Next

5. Select the date and time that best works for you

< 9 / 13 / 2021 >

S M T W T F S

1 2 3 4

5 6 7 8 9 10 11

12 13 14 15 16 17 18

19 20 21 22 23 24 25

26 27 28 29 30

September 13, 2021

Times available on this day

7:00 AM

7:05 AM

7:10 AM

7:15 AM

7:20 AM

7:25 AM

7:30 AM

7:35 AM

All times are EST (Eastern Standard Time)

Back Next

6. Review all information and hit Next. **REMEMBER YOUR APPOINTMENT IS ON THE ECC CAMPUS NOT IN UNION CITY, NJ.**

The screenshot shows a three-step review process for an appointment. Step 1, highlighted with a red box, shows the location 'ESSEX COUNTY COLLEGE' with a 'Change Appointment' button. Step 2 shows the provider 'DILIGENT URGE NT CARE LLC' at '3807 BERGENLI NE AVE, UNION CITY, NJ' with a 'Change Location or Provider' button. Step 3 shows the date and time 'Thursday | September 30, 2021 | 01:05 PM EST' with a 'Change Date or Time' button. At the bottom are 'Back' and 'Next' navigation buttons.

7. Input all information and select “Complete Booking”

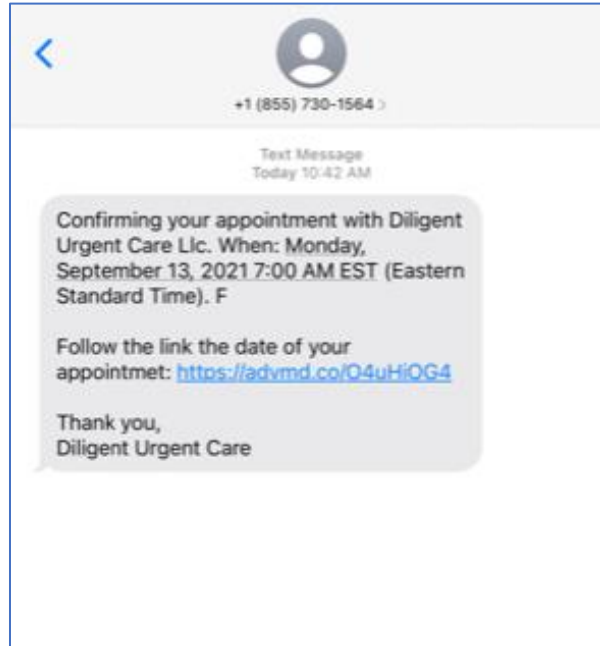
The registration form includes fields for Name (First and Last), Birthday, Phone, Email, Address (Street, Apt #, ZIP, City, St), Preferred Language (Spanish), Primary Insurance, Insurance ID, Card Image (File Name), and Additional Insurance (Secondary). A 'How did you hear about us?' field is also present. The form is framed in blue and includes 'Back' and 'Complete Booking' buttons at the bottom.

- Please note that these services will be billed through your insurance. If you have insurance, please be sure to provide the information otherwise someone from our team will be in touch to obtain your insurance information. **You can be tested for COVID-19 if you do not have insurance.**

ALL COVID-19 TESTING ON CAMPUS IS FREE OF CHARGE TO FACULTY, STAFF & STUDENTS.

8. You will receive a text message confirming your appointment and prompting you to follow a link on the date of your appointment.

Please disregard this text message and simply show up to the 4TH FLOOR MULTIPURPOSE ROOM AT ECC.



If you have any questions regard your scheduling your COVID-19 test, please contact:

- Students – oostudentaffairs@essex.edu
- Employees – hr@essex.edu