

HOW TO CREATE A NEW ACCOUNT

If you are not a current user on www.atitesting.com, you must create a new account to access the student portal or to make a purchase from ATI's online store. Follow the steps below to create a new account.

From the atitesting.com home page, click **Create Account**.

The Sign In Info page displays.

On the Sign In Info page, enter the account information that you will use to sign in to your account or to recover your account.

You must enter valid information into all the fields on this screen before you can proceed.

If your entry is not accepted, an error message similar to the one pictured below will display.



Reenter your information. When your entry is accepted, the message will disappear.

After you have entered all your account information, click **Continue** to go to the Security Questions page.

On the Security Questions page, select three different security questions, one from each list and enter your answer for each. Be sure to record your questions and answers for your future reference, in case you need to recover your account or you cannot remember your password.

Click **Continue** to enter your personal information.

Personal Info CLOSE

Required*

First Name* MI Last Name*

Address 1* Address 2

City* ZIP/Postal Code*

Country* State/Province*

Phone

PREVIOUS Step 3 of 7 CONTINUE

On the Personal Info page, enter your contact information. The following fields are required:

- First Name
- Last Name
- Address 1
- City
- ZIP/Postal Code
- Country
- State/Province

Click **Continue** to enter your Institution information.

Institution Info CLOSE

Required*

Institution*

Student ID

Credentials

PhD, RN, BSN, MSN, MS, NP, AACE

Non-degree seeking

Expected Graduation Date*

PREVIOUS Step 4 of 7 CONTINUE

On the Institution Info page, select Essex County College AH from the list and if you are seeking a degree, enter a date in *Expected Graduation Date*. All other fields are optional.

Click **Continue** to enter your Demographic Info.

Demographic Info CLOSE

Required*

Gender

Birth Date*

Race

Caucasian/White

African American/Black

Native American

Hispanic

Asian

Other

Primary Language

PREVIOUS Step 5 of 7 CONTINUE

On the Demographic Info page, enter your *Gender*, *Birth Date*, *Race*, and *Primary Language* information. Only *Birth Date* is required.

Click **Continue** to go to Subscription, Updates & Notes.

Subscription, Updates & Notes CLOSE

Required*

ATI does not share personal information with any third party without your permission. By creating an Account on the ATI website, you are giving ATI permission to allow the Institution that has arranged for the use of ATI products the ability to view scores affiliated with that Institution and the ability to look up students usernames and passwords in the event that a student forgets. We will share info with you regarding your account, as well as ATI Nursing-specific products and services, events and updates. If you do not wish to receive any of the above correspondence from us, including info regarding your account, you may opt out by deselecting the box below. For more details, please read ATI's [Privacy Policy](#).

Would you like to receive communications from ATI, its affiliates or partners regarding sweepstakes, discounts and other offers, market research, and relevant product updates?

Yes, I consent to ATI using and sharing my information so that I can receive such communication described above.

PREVIOUS Step 6 of 7 CONTINUE

On the Subscription, Updates & Notes page, read the Subscription, Updates & Notes information.

If you agree to allow ATI to share your information under the terms presented on this screen, select the **Yes, I consent** check box.

Click **Continue** to go to User Terms and Conditions.

User Terms and Conditions CLOSE

Required*

ASSESSMENT TECHNOLOGIES INSTITUTE, LLC

USER TERMS AND CONDITIONS

THE USER TERMS AND CONDITIONS SET OUT BELOW ARE A LEGAL AGREEMENT ("AGREEMENT") BETWEEN YOU AND ASSESSMENT TECHNOLOGIES INSTITUTE, LLC ("ATI"), AND GOVERN YOUR USE OF ATI PRODUCTS AND SERVICES AND RELATED MATERIALS, WHETHER DELIVERED BY SHIPMENT OR ACCESSED ONLINE, INCLUDING, BUT NOT LIMITED TO, ATI CURRICULUM, BOOKS AND EBOOKS, COURSE CONTENT, INSTRUCTIONAL AND TEST PREPARATORY MATERIALS, SURVEYS AND QUESTIONNAIRES, VIDEOS, TUTORIALS, TESTING AND ASSESSMENT MATERIALS, AND RELATED ATI RESOURCES (COLLECTIVELY REFERRED TO HEREIN AS "ATI PRODUCTS") MADE AVAILABLE TO YOU BY ATI, INCLUDING, BUT NOT LIMITED TO, THROUGH ATI'S ONLINE HOSTED PLATFORM

Yes, I Agree. I have read and understand the ATI User Terms and Conditions, and agree to be bound by all of the terms, conditions and policies described therein, including, but not limited to, the following specific consents:

I consent to the transmission and transfer of my personal information, into the United States, to be processed, stored and maintained on or through ATI servers located in the United States, as described in the "Use of Data" section, above; and

I consent to the collection, use and disclosure of my data, for the purposes described in the "Use of Data" section, above.

PREVIOUS Step 7 of 7 REGISTER


On the User Terms and Conditions page, read the information under User Terms and Conditions.

Then select the **Yes, I Agree** check box to acknowledge that you have read the ATI User Terms and Conditions and agree to be bound by them.

Click **Previous** if you want to change any of the information you have entered for your new account.

Click **Register** when you are finished creating your account.

Welcome to ATI
Let's get started.



Register for TEAS before using ATI

Get oriented to ATI as a student


Get oriented to ATI as a nurse educator

Please select an option.

BEGIN USING ATI

Click Begin Using ATI

Always be sure to Click Sign Out when you are ready to log out.




Account | Online Store | Contact Us | Sign Out

HOME MY ATI MY RESULTS HELP

+ Add Product

The next time you log into www.atitest.com you'll be presented with the Sign On box.



Sign On

mccstudent Password **GO**

[Forgot username and/or password?](#)

The Sign On window displays and your new Username is filled in for you. Enter your Password and click **GO** to launch the Student Home page.

[Go back to the top](#)