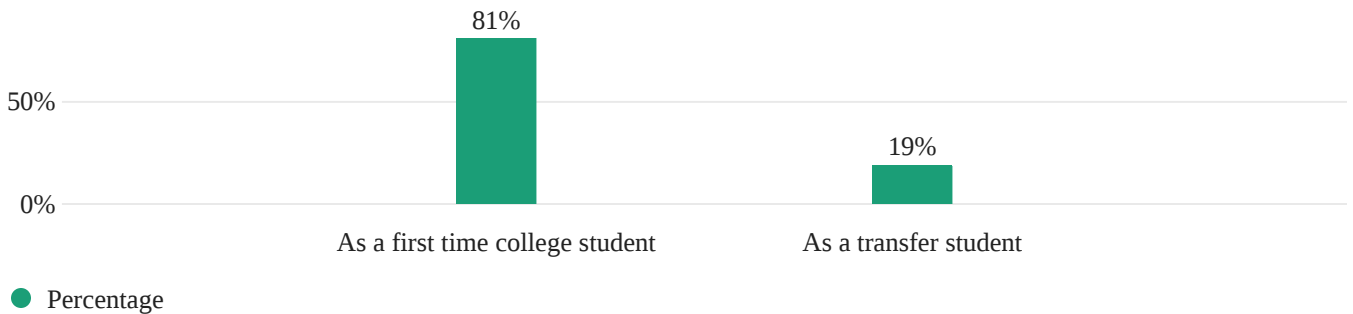
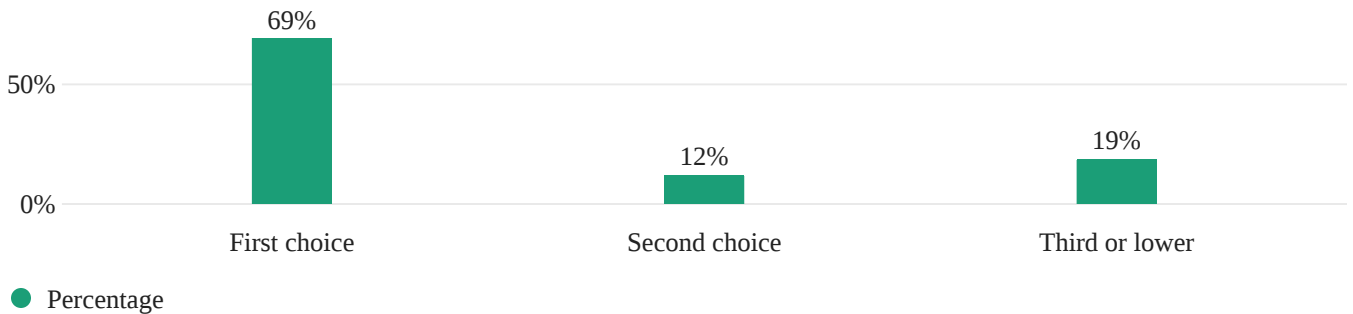


The New Student survey is sent out annually in the fall semester to all newly enrolled students at Essex Community College. The survey was open from November 6th, 2023, to January 3rd, 2024. The survey was sent to 2560 students through email. 160 students finished the survey bringing the response rate to 6.25%. 28% of this sample identified as male, 69% identified as female and 3% identified as 3%. The female population is overrepresented by approximately 10% and the male population is under-represented by approximately 10%. The breakdown of race for this sample is approximately accurate to the general student population.

How did you apply to Essex County College?



Among the schools to which you applied, was Essex County College your:



There are many ways that you may have learned about Essex County College. Please indicate how influential each of the following sources of information was in your decision to apply to Essex County College.

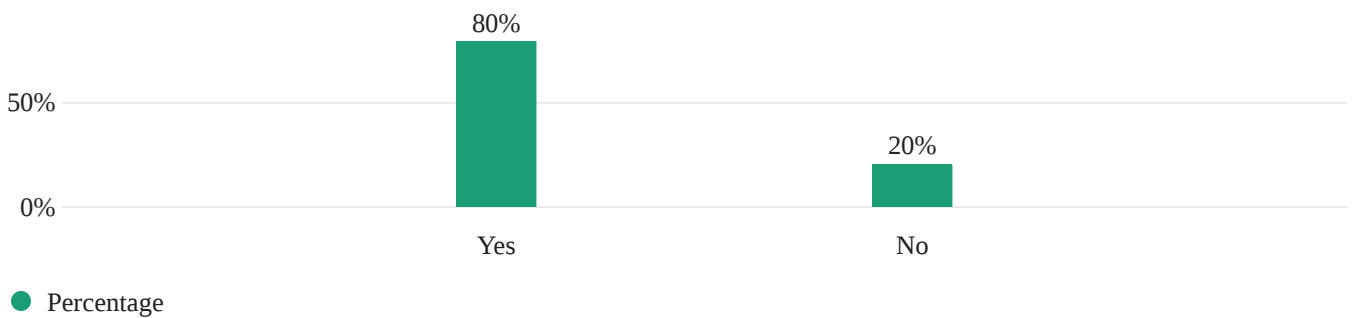
Field	Very Influential	Somewhat Influential	Slightly Influential	No Influence
Billboard advertisements	18.18%	20.00%	11.82%	50.00%
Radio advertisements	10.38%	14.15%	2.83%	72.64%
Bus advertisements	13.33%	16.19%	17.14%	53.33%

Information sent in the mail	27.78%	27.78%	17.59%	26.85%
Social Media	22.43%	20.56%	13.08%	43.93%
College fairs	33.02%	13.21%	14.15%	39.62%
House of Worship Tour/Community events	15.09%	13.21%	15.09%	56.60%
High school guidance counselor	31.78%	17.76%	7.48%	42.99%
Educational Access Channel	15.38%	18.27%	10.58%	55.77%

Students base their decision to attend Essex County College on a variety of factors. Please rate how important each of the following was in your decision to attend Essex County College.

Field	Very important	Somewhat important	Slightly important	Not important at all
Price of tuition	82.46%	10.53%	4.39%	2.63%
Campus location	70.54%	18.75%	8.04%	2.68%
Academic facilities	58.72%	30.28%	4.59%	6.42%
Racial and ethnic diversity	48.18%	24.55%	8.18%	19.09%
Academic program selection	69.91%	18.58%	4.42%	7.08%
Student support services (e.g., free childcare)	50.46%	17.43%	14.68%	17.43%

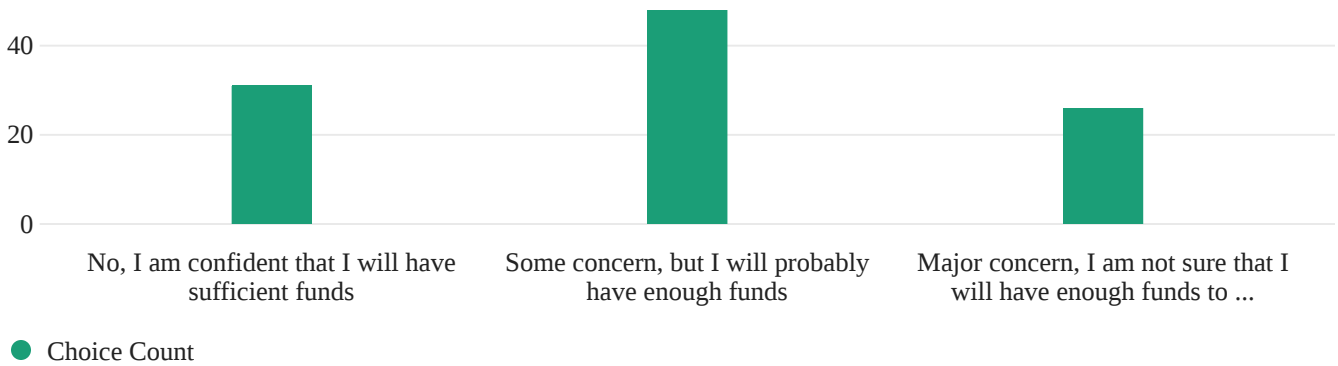
Did you apply for financial aid?



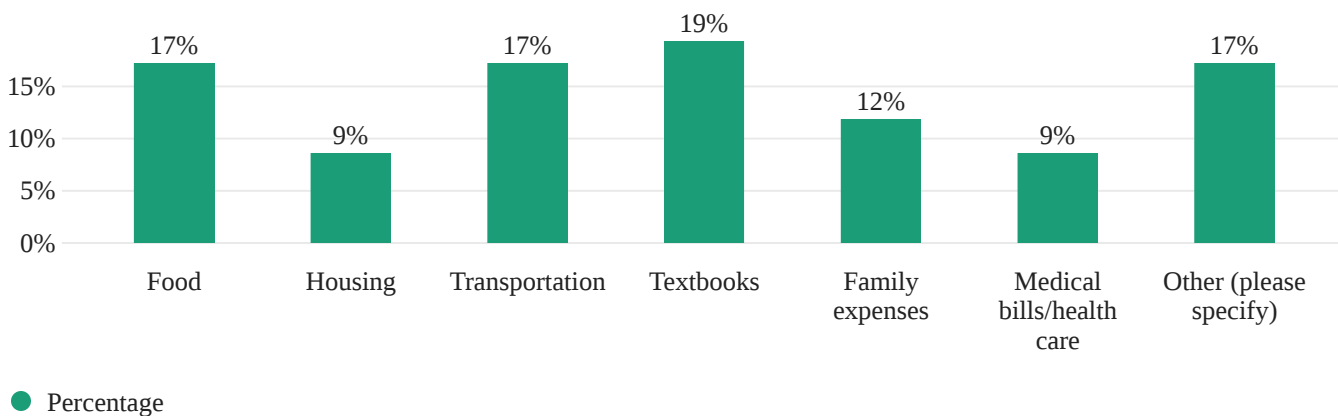
Please rate your level of agreement with the following statements:

Field	Strongly agree	Agree	Disagree	Strongly disagree
The financial aid office communicated with me in a timely manner	42.70%	42.70%	7.87%	6.74%
The financial aid office was helpful	45.45%	35.23%	12.50%	6.82%
The financial aid office clearly communicated with me	43.18%	37.50%	11.36%	7.95%
The amount of financial aid I received was what I expected	39.08%	41.38%	6.90%	12.64%

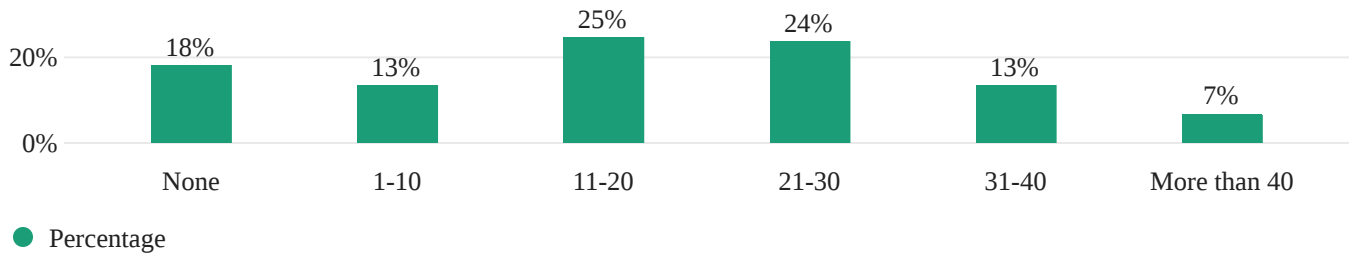
Do you have any concern about your ability to finance your college education?



As you start your academic career at Essex County College, are you worried about paying for any of the following? (please select all that apply)



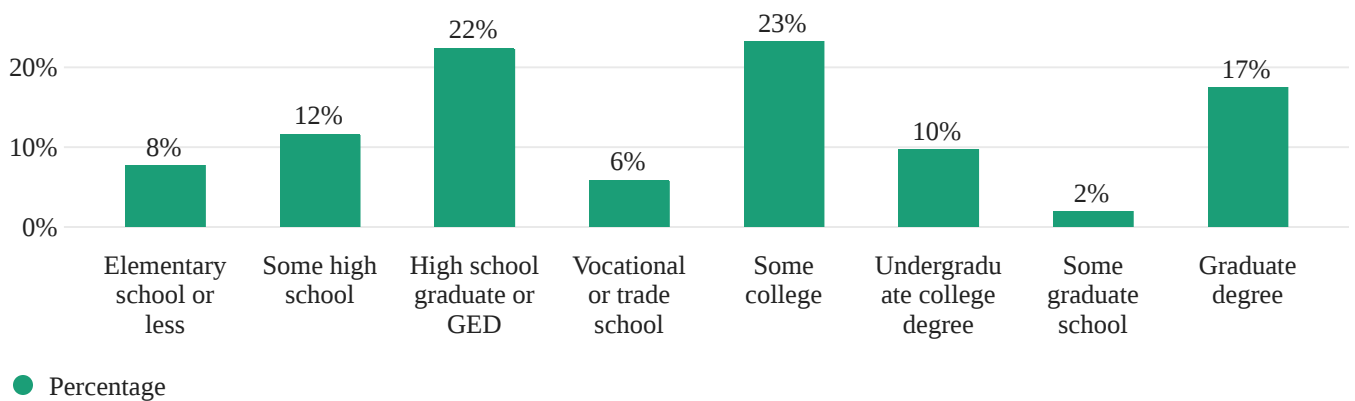
During your first year at Essex County College, how many hours do you plan to work on average per week?



During your first year at ECC, how difficult do you expect the following to be?

Field	Very difficult	Somewhat difficult	Slightly difficult	Not at all difficult
Understanding the registration process/deadlines	11.21%	36.45%	35.51%	16.82%
Learning course material	11.43%	37.14%	31.43%	20.00%
Managing time	22.86%	36.19%	25.71%	15.24%
Getting help with schoolwork/tutoring	16.19%	20.00%	29.52%	34.29%
Knowing what courses to take/advisement	13.21%	30.19%	33.02%	23.58%
Making friends	20.95%	23.81%	21.90%	33.33%
Interacting with faculty	9.52%	21.90%	36.19%	32.38%
Getting help with personal issues	11.54%	23.08%	27.88%	37.50%

What is the highest level of formal education obtained by your mother (or guardian)?



What is the highest level of formal education obtained by your father (or guardian)?

