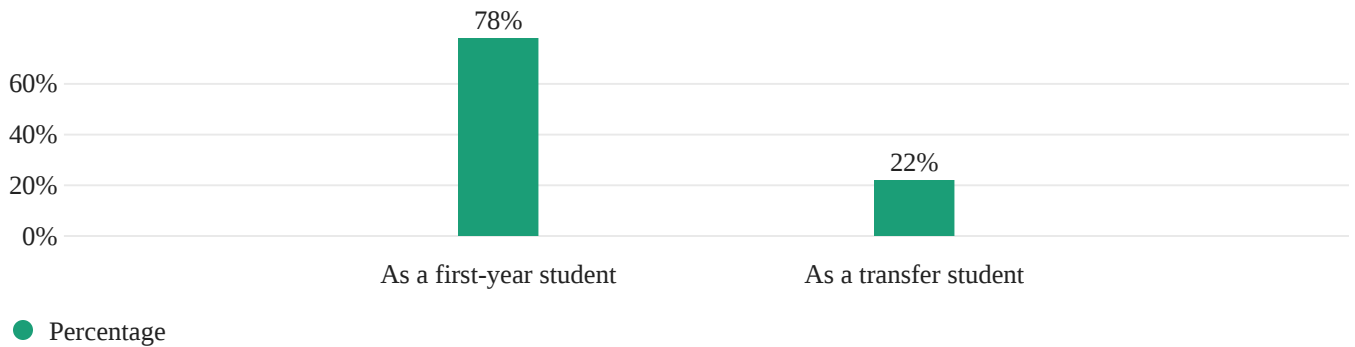
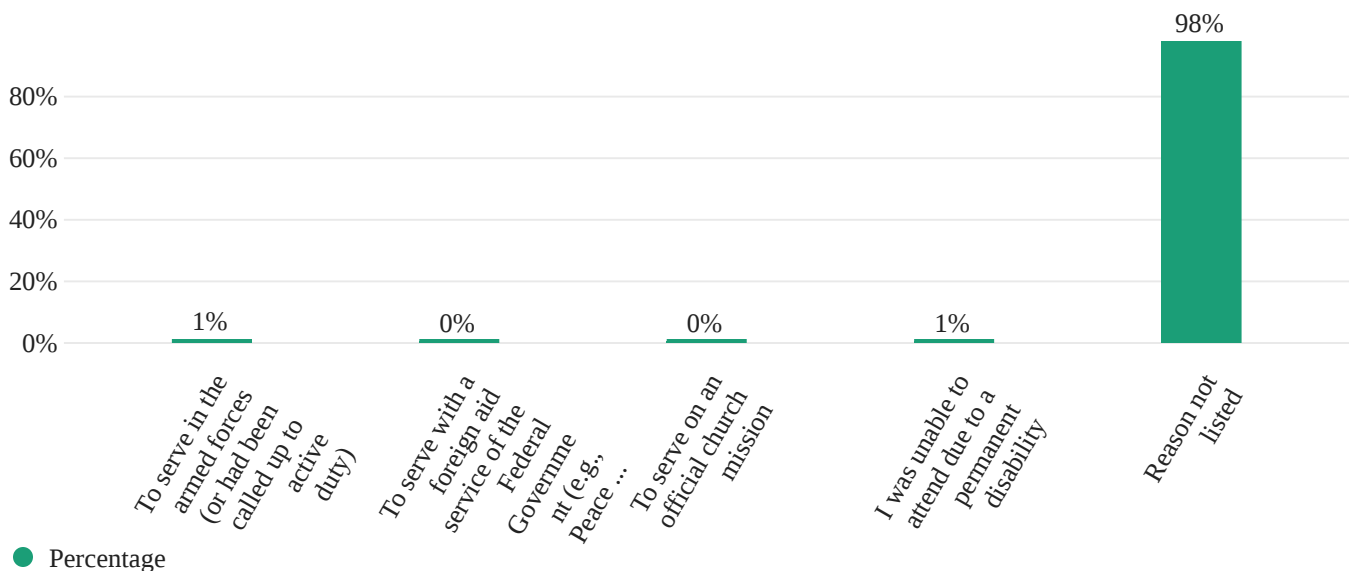


The Non-Returning Student Survey is distributed annually during the fall semester to students who have enrolled at Essex Community College but did not enroll for that fall semester. The survey aims to understand why these students did not enroll again despite not finishing their program. This survey was sent out through email on November 7th, 2023, and was closed on January 3rd, 2024. It was initially sent to 3,397 non-returning students and 316 finished the survey. Therefore, our response rate is 9.3%. The gender breakdown of this sample was relatively accurate to the general ECC population. The black population in this sample was slightly over-represented whereas the other race categories were accurately represented in this sample. A list of 3607 student names was sent to the National Student Clearing House on 11/10/2023. Among those students, 697 (19.3%) unique records were found. Among the found records, 228 (0.6%) were enrolled in 2 year NJ community colleges. 112 (3.1%) of them were enrolled at Essex County College for summer classes but did not return for Fall 2023. The information in this report was taken from the Non-Returning Student Survey and the National Student Clearing House.

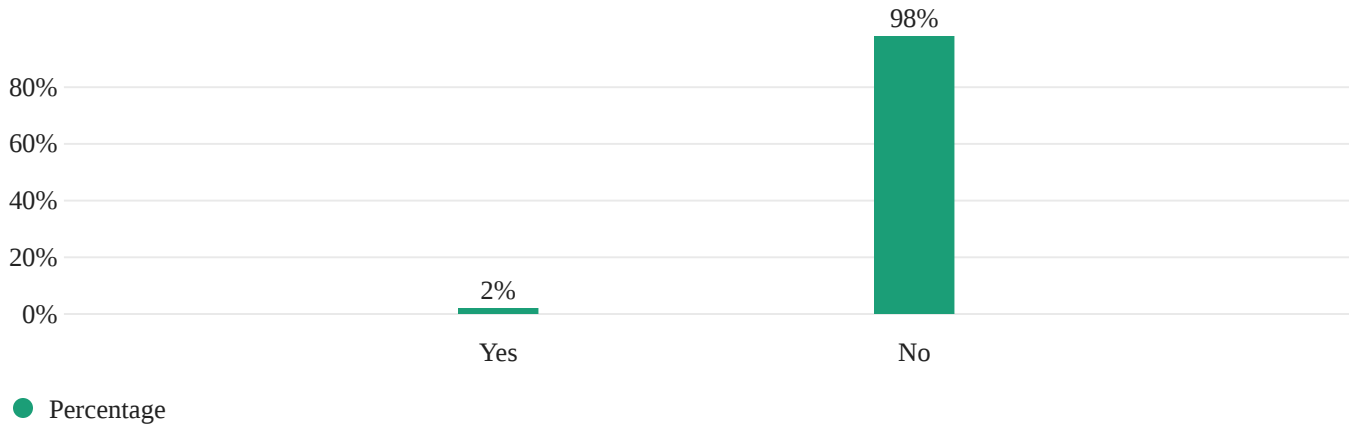
### How were you initially admitted to Essex County College?



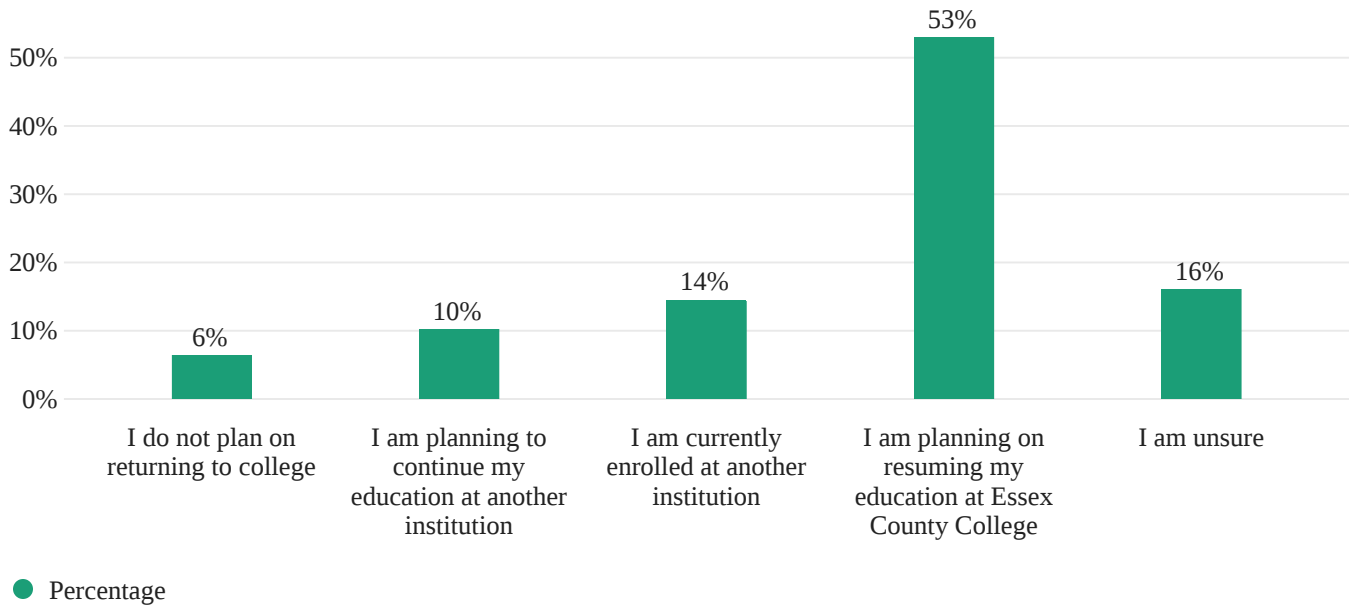
### Did you leave Essex County College for one of the following reasons?



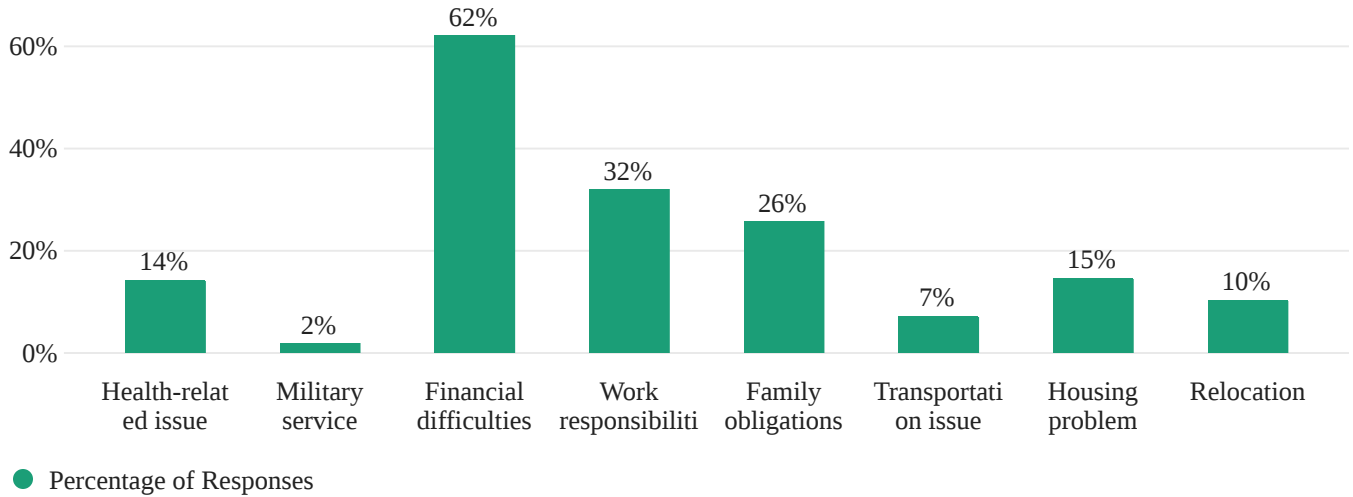
### Was your reason for leaving Essex County College COVID-19-related?



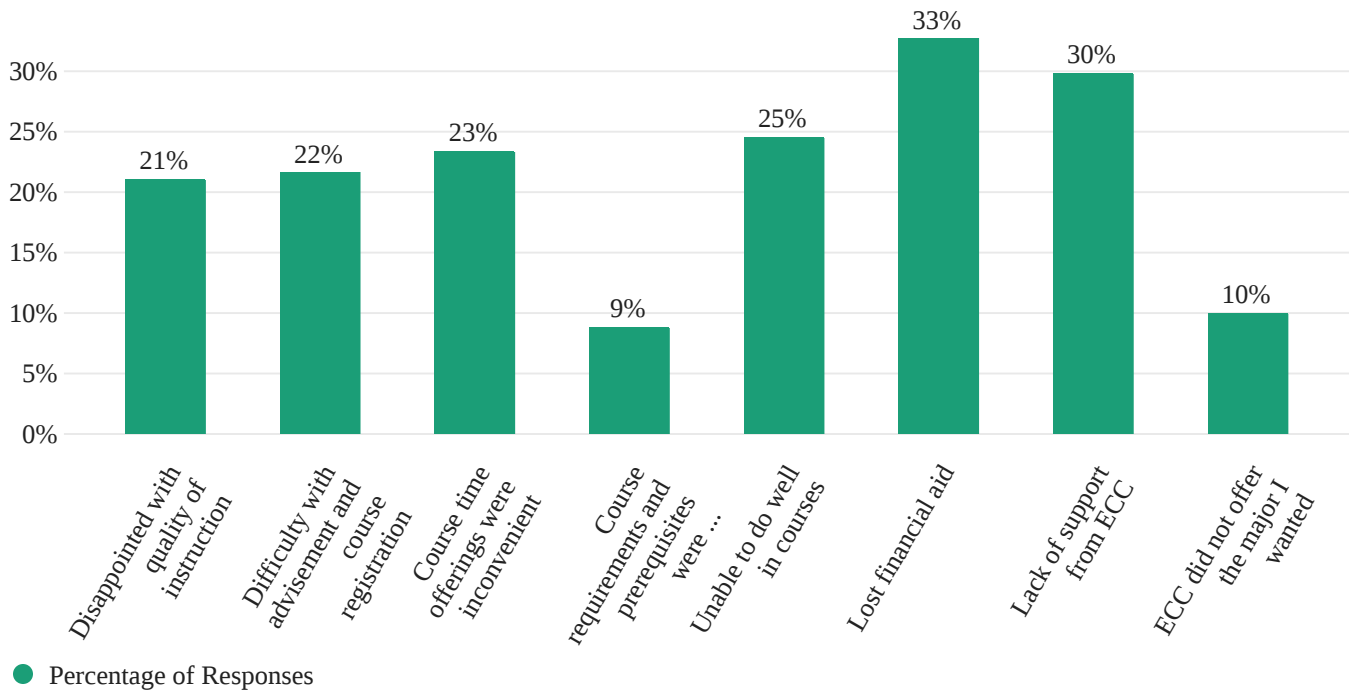
### Please select the response that most accurately describes your current academic plans.



Please indicate the personal reasons you are not currently attending Essex County College (select all that apply). Personal reasons are those that are not directly related to the services received at ECC.



Please indicate the institutional reasons you are not currently attending Essex County College (select all that apply). Institutional reasons are those that are directly related to the services received at ECC.



College Name (NJ 2-year public)	Number of students	%
Atlantic Cape	1	0.4%
Bergen Community College	21	9.2%
Brookdale Community College	1	0.4%
Camden	1	0.4%
County College of Morris	9	3.9%
Essex County College	112	49.1%
Hudson Community College	15	0.4%
Mercer	1	0.4%
Middlesex	5	2.1%
Ocean	1	0.4%
Passaic	1	0.4%
Raritan Valley	9	3.9%
Rowan	3	1.3%
Union	47	20.6%
<b>Total</b>	<b>228</b>	<b>100.0%</b>

A total of 305 (8.4%) Transferred to In-state 4-Year Public Institution.

College Name (NJ public 4-year)	Number of Students	%
College of New Jersey	2	0.6%
Kean University	48	15.7%
Montclair State University	66	21.6%
NJCU	5	1.6%
NJIT	66	21.6%
Rowan University	4	1.3%
Ramapo	3	0.1%
Rutgers	92	30.1%
Stockton University	3	0.1%
Thomas Edison	5	1.6%
William Paterson	11	3.6%
<b>Total</b>	<b>305</b>	<b>100.0%</b>

And 39 (1.1%) transferred to NJ 4-Year Private schools.

College Name (NJ private 4-year)	Number of students	%
Berkeley College	4	10.2%
Bloomfield College	7	17.9%
Caldwell University	7	17.9%
CENTENARY UNIVERSITY	1	2.5%
FAIRLEIGH DICKINSON UNIVERSITY (Madison & Teaneck)	3	7.6%
FELICIAN UNIVERSITY	4	10.2%
RIDER UNIVERSITY	2	5.1%
SAINT PETER'S UNIVERSITY	5	12.8%
SETON HALL UNIVERSITY	4	10.2%
STEVENS INSTITUTE OF TECHNOLOGY	2	5.1%
<b>Total</b>	<b>39</b>	<b>100.0%</b>

A total of 22 students transferred to Out-of-State 4-Year Public Institutions and 82 transferred to out-of-state 4-Year Private Institutions. Finally, 15 students transferred to 2-Year out-of-State institutions.