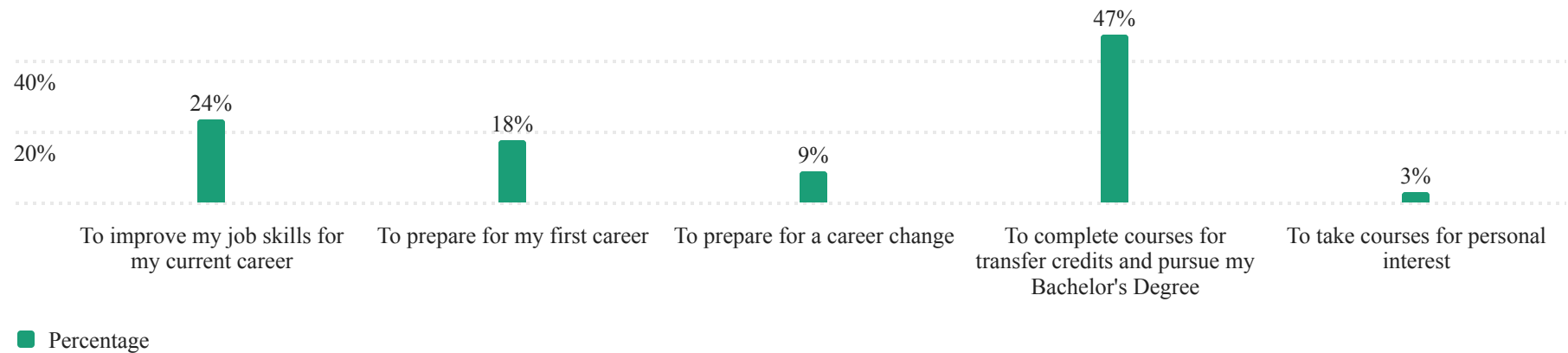


The Essex County College Graduate Survey is administered by the Office of Institutional Effectiveness, Planning and Assessment three times a year to the most recent group of graduates. This survey aims to understand the graduate's perspective on their experience at Essex and how it has prepared them for life after graduation. This year, the Office of IEPA has modified the instrument to include questions aiming to gain indirect data for the Essex County College Competencies, the General Education Goals, and the Program Learning Outcomes. Questions were also added to gain demographic information. This modification came in between the distribution for the Fall graduates and the Spring graduates. This report combines the three different instruments due to ongoing modifications. The first version of the survey was sent out in October 2023 to 357 graduates, and we received 34 responses. The second version was sent out in February 2024 to 205 graduates, and we received 40 responses. The third version was sent out in June 2024 to 420 graduates, and we received 88 responses. With the three versions combined, the response rate was 16%.

Version One: Summer 2023 Graduates

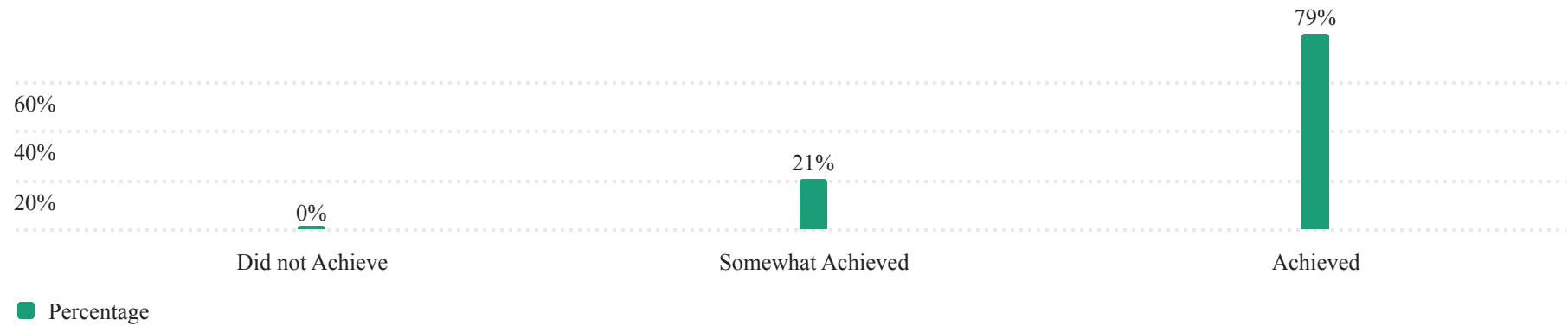
Which statement best describes your primary objective for first attending Essex?

34 Responses



To what extent did you achieve your objective?

34 Responses



Please rate the services you received at Essex County College.

34 Responses

Field	Excellent	Above Average	Average	Below Average	Poor
Overall ECC Experience	52.9%	29.4%	11.8%	2.9%	2.9%
Academic advisement	54.5%	18.2%	18.2%	3.0%	6.1%
Counseling	44.8%	24.1%	17.2%	10.3%	3.4%
Career services	46.2%	19.2%	30.8%	3.8%	0.0%
Internship	43.8%	0.0%	37.5%	12.5%	6.3%
Co-op experience	43.5%	13.0%	34.8%	4.3%	4.3%
Transfer Services	46.2%	23.1%	19.2%	7.7%	3.8%

Based on your experiences at Essex, please indicate your level of agreement with the following statements:

34 Responses

Field	Strongly Agree	Agree	Disagree	Strongly Disagree	Not sure
If I were choosing a college again, I would choose Essex County College	55.9%	29.4%	2.9%	2.9%	8.8%
If I were choosing a major again, I would choose the same program from which I graduated.	50.0%	23.5%	11.8%	0.0%	14.7%
Essex helped me develop analytical and problem-solving skills- the ability to think critically.	44.1%	44.1%	5.9%	0.0%	5.9%
Essex helped me develop knowledge in a particular field/discipline.	52.9%	35.3%	5.9%	5.9%	0.0%
Essex helped me develop effective oral communication skills.	41.2%	38.2%	11.8%	2.9%	5.9%
Essex helped me develop the ability to write clearly and effectively.	47.1%	44.1%	2.9%	2.9%	2.9%

How well did each of the following meet your expectations?

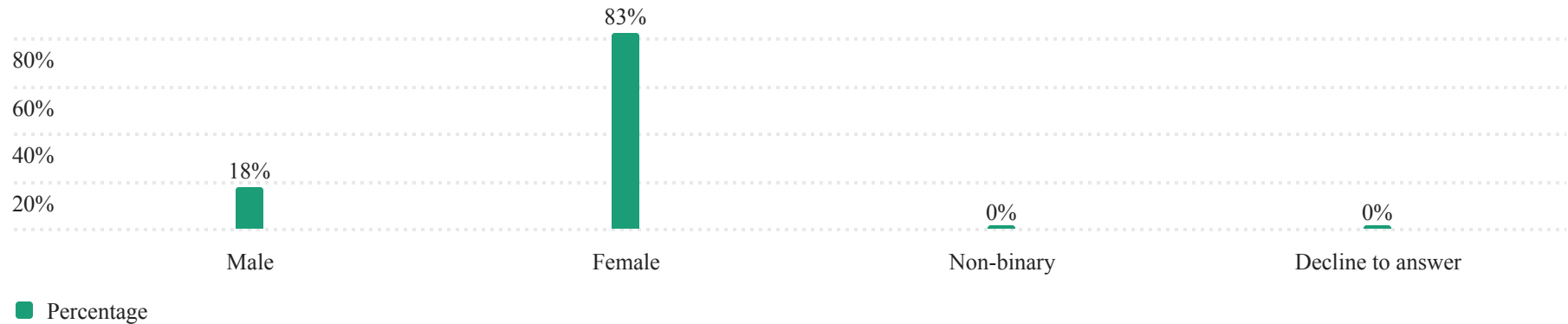
34 Responses

Field	Exceeded Expectations	Met Expectations	Almost Met Expectations	Did Not Meet Expectations
Class size	36.4%	57.6%	6.1%	0.0%
Overall educational cost	51.6%	35.5%	3.2%	9.7%
Quality of major course instruction	38.7%	38.7%	22.6%	0.0%
Student services	31.0%	55.2%	10.3%	3.4%
Campus security	29.0%	54.8%	12.9%	3.2%
Facility maintenance	25.8%	64.5%	9.7%	0.0%
Clubs	31.6%	47.4%	15.8%	5.3%
Cafeteria	42.9%	38.1%	4.8%	14.3%
Access to the internet	53.1%	28.1%	15.6%	3.1%

Version Two: Fall 2023 Graduates

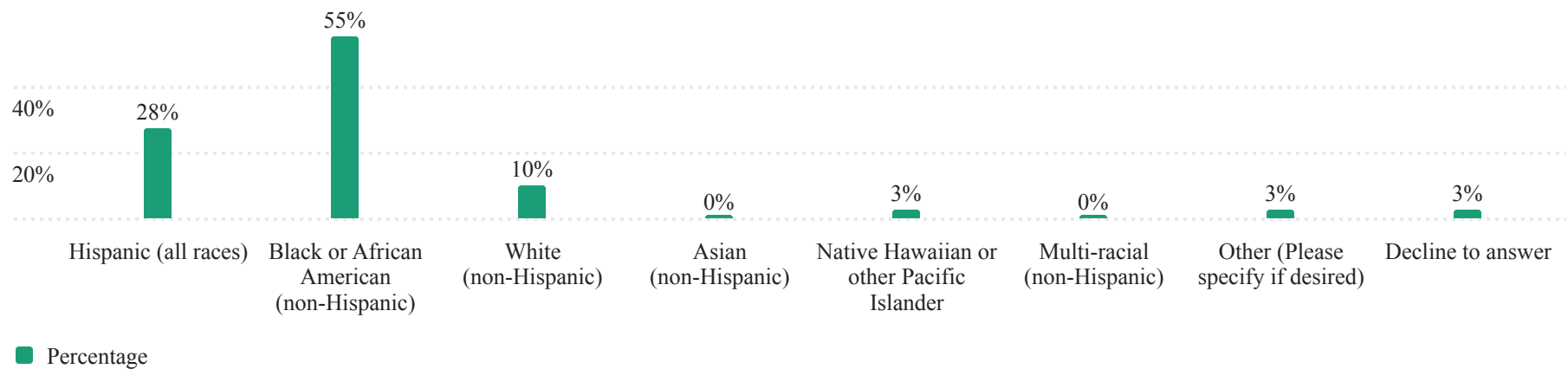
Please select the item that most closely captures your gender identity.

40 Responses



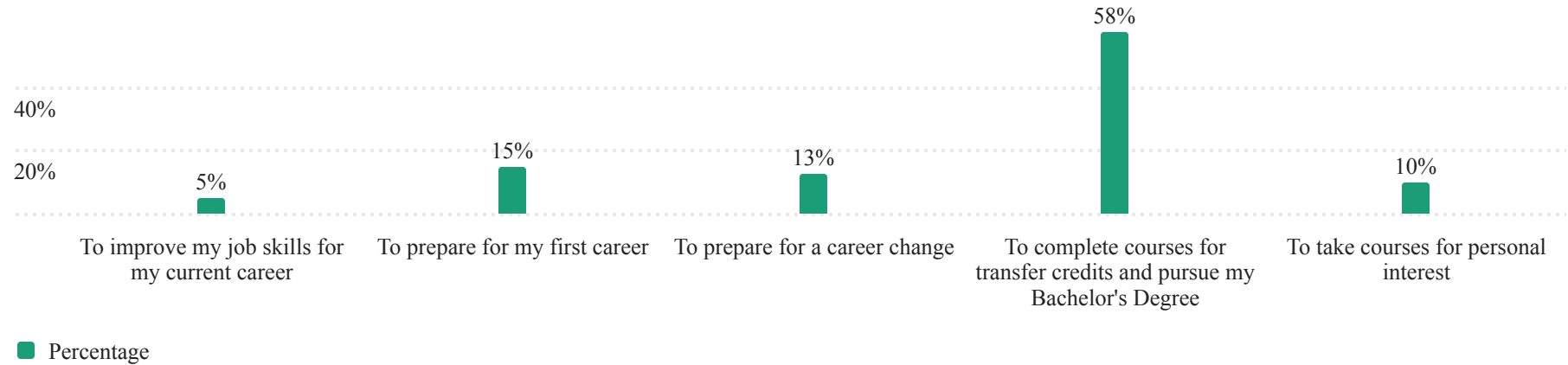
Please select the race/ethnic category that best describes you.

40 Responses



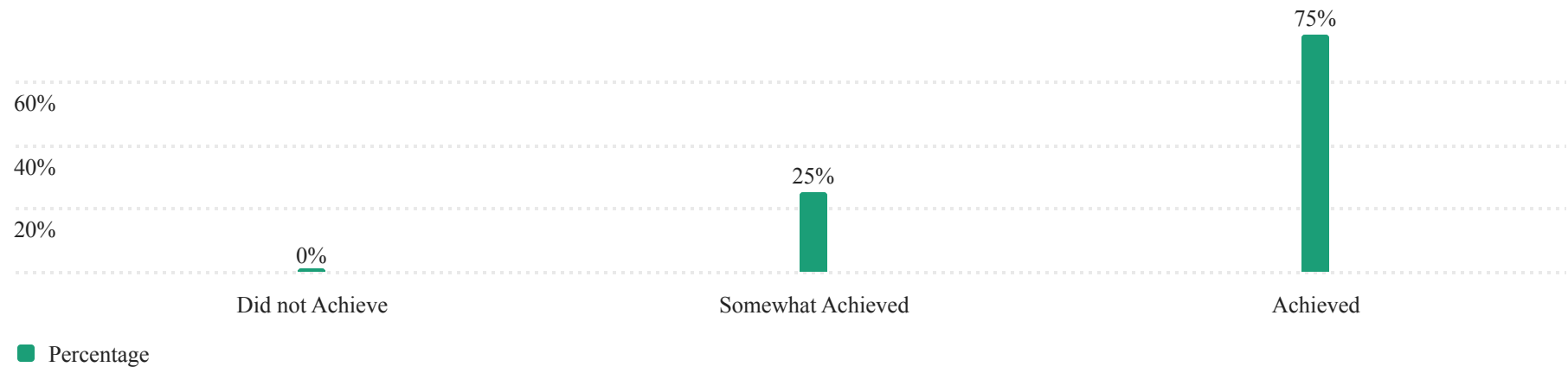
Which statement best describes your primary objective for first attending Essex?

40 Responses



To what extent did you achieve your objective?

40 Responses



Please rate the services you received at Essex County College.

Field	Poor	Below Average	Average	Above Average	Excellent
Overall ECC Experience	2.5%	2.5%	15.0%	25.0%	55.0%
Academic advisement	2.6%	7.7%	17.9%	25.6%	46.2%
Counseling	5.9%	0.0%	29.4%	20.6%	44.1%
Career services	9.7%	0.0%	32.3%	16.1%	41.9%
Internship	11.5%	7.7%	26.9%	23.1%	30.8%
Co-op experience	15.4%	0.0%	30.8%	23.1%	30.8%
Transfer Services	6.1%	6.1%	24.2%	12.1%	51.5%

Based on your experiences at Essex, please indicate your level of agreement with the following statements:

Field	Not sure	Strongly Disagree	Disagree	Agree
If I were choosing a college again, I would choose Essex County College	2.5%	5.0%	7.5%	45.0%
If I were choosing a major again, I would choose the same program from which I graduated.	5.0%	2.5%	12.5%	35.0%
Essex helped me develop analytical and problem-solving skills- the ability to think critically.	7.5%	2.5%	5.0%	42.5%
Essex helped me develop knowledge in a particular field/discipline.	0.0%	2.5%	2.5%	47.5%
Essex helped me develop effective oral communication skills.	5.0%	5.0%	7.5%	45.0%
Essex helped me develop the ability to write clearly and effectively.	5.0%	0.0%	10.0%	47.5%

How well did each of the following meet your expectations?

Field	Did Not Meet Expectations	Almost Met Expectations	Met Expectations	Exceeded Expectations
Class size	7.7%	2.6%	59.0%	30.8%

Overall educational cost	12.8%	7.7%	43.6%	35.9%
Quality of major course instruction	7.5%	12.5%	52.5%	27.5%
Student services	7.9%	10.5%	50.0%	31.6%
Campus security	6.3%	6.3%	50.0%	37.5%
Facility maintenance	5.7%	5.7%	65.7%	22.9%
Clubs	11.5%	26.9%	34.6%	26.9%
Cafeteria	16.7%	13.3%	46.7%	23.3%
Access to the internet	13.5%	5.4%	62.2%	18.9%

How well did the education you received at Essex County College prepare you for:


Field	Very poor	Somewhat poor	Somewhat Well	Very well
Communicating with diverse audiences via oral and written form.	0.0%	10.3%	33.3%	56.4%
Engaging with various forms of media to recognize the theme, history, and context.	0.0%	11.1%	38.9%	50.0%
Understanding major historical events and their impact on our modern world and varying cultures.	2.7%	8.1%	32.4%	56.8%
Differentiating between opinions, facts, and assumptions.	2.7%	5.4%	35.1%	56.8%
Making informed and ethical decisions to solve problems.	2.8%	2.8%	33.3%	61.1%
Using mathematical models and language to analyze quantitative information.	0.0%	11.1%	27.8%	61.1%
Integrating scientific theories/knowledge to reason, observe, and draw conclusions.	2.7%	5.4%	37.8%	54.1%
Employing effective resources for locating information to answer research project questions in your field.	0.0%	8.3%	30.6%	61.1%
Using electronic tools to communicate and solve problems in academic and professional settings.	0.0%	8.3%	33.3%	58.3%
Being able to analyze the social and ethical issues surrounding technology including privacy, security, access, and plagiarism.	0.0%	8.3%	30.6%	61.1%
Critically evaluating behavioral and societal issues using social science theories.	0.0%	8.3%	44.4%	47.2%
Understanding the ways social scientists gather, analyze data, integrate knowledge, and draw conclusions.	0.0%	8.3%	38.9%	52.8%

Working collaboratively to promote productive and supportive interpersonal interactions.	0.0%	5.6%	47.2%	47.2%
Respectfully interacting with various cultures with a critical understanding of prejudice and its effects.	0.0%	5.6%	33.3%	61.1%
Comprehending globalization and its effects on economic/political structures.	2.9%	5.7%	51.4%	40.0%

Version Three: Spring 2024 Graduates

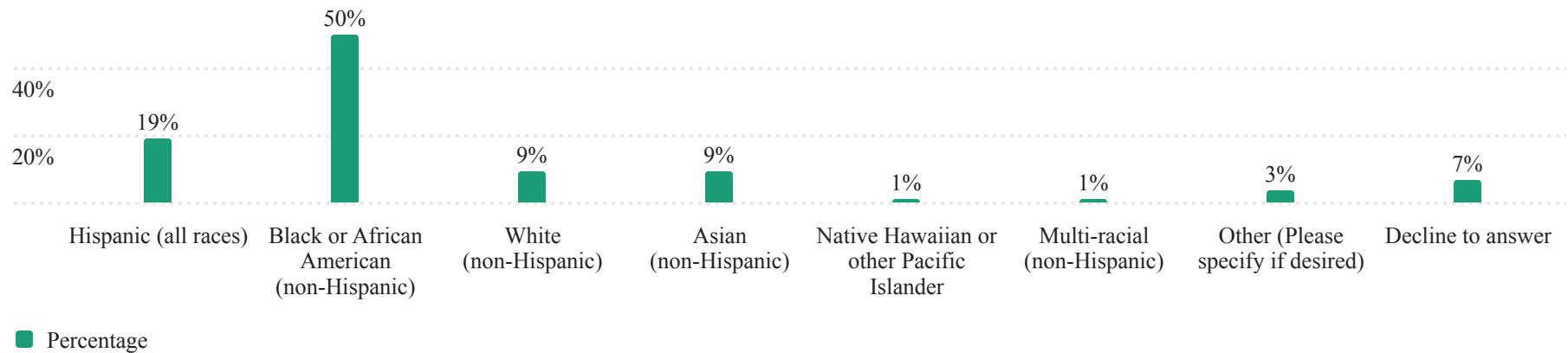
Please select the item that most closely captures your gender identity.

88 Responses



Please select the race/ethnic category that best describes you.

88 Responses



Please rate the services you received at Essex County College.

78 Responses

Field	Poor	Below Average	Average	Above Average	Excellent
Overall ECC Experience	0.0%	2.6%	27.3%	28.6%	41.6%
Academic advisement	4.1%	9.6%	26.0%	27.4%	32.9%
Counseling	2.8%	2.8%	26.4%	23.6%	44.4%
Career services	3.3%	3.3%	34.4%	29.5%	29.5%
Internship	1.7%	12.1%	31.0%	29.3%	25.9%
Transfer Services	4.8%	6.5%	25.8%	33.9%	29.0%
Cafeteria/Food service	15.6%	17.2%	29.7%	25.0%	12.5%

Based on your experiences at Essex, please indicate your level of agreement with the following statements:

78 Responses

Field	Strongly Agree	Agree	Disagree	Strongly Disagree
If I were choosing a college again, I would choose Essex County College.	45.3%	45.3%	6.7%	2.7%
If I were choosing a major again, I would choose the same program from which I graduated.	49.3%	33.8%	15.5%	1.4%
Student Services met my expectations.	32.4%	59.2%	7.0%	1.4%
Student clubs met my expectations.	24.5%	55.1%	12.2%	8.2%
There was adequate access to internet.	34.7%	50.7%	9.3%	5.3%
The educational cost was acceptable.	49.3%	39.7%	8.2%	2.7%
Campus Security were helpful and made me feel safe	45.1%	47.9%	7.0%	0.0%
Facility maintenance met expectations	50.0%	45.7%	4.3%	0.0%

How well did the education you received at Essex County College prepare you to:

69 Responses

Field	Very poor	Poor	Well	Very well
Communicating with diverse audiences via oral and written form.	0.0%	4.3%	49.3%	46.4%
Engaging with various forms of media to recognize the theme, history, and context.	0.0%	5.9%	58.8%	35.3%
Understanding major historical events and their impact on our modern world and varying cultures.	1.5%	5.9%	50.0%	42.6%
Differentiating between opinions, facts, and assumptions.	0.0%	4.3%	52.2%	43.5%
Making informed and ethical decisions to solve problems.	1.5%	2.9%	50.0%	45.6%
Using mathematical models and language to analyze quantitative information.	0.0%	5.9%	58.8%	35.3%
Integrating scientific theories/knowledge to reason, observe, and draw conclusions.	0.0%	3.0%	57.6%	39.4%
Employing effective resources for locating information to answer research project questions in your field.	1.5%	4.5%	57.6%	36.4%
Using electronic tools to communicate and solve problems in academic and professional settings.	0.0%	6.0%	55.2%	38.8%
Being able to analyze the social and ethical issues surrounding technology including privacy, security, access, and plagiarism.	0.0%	7.6%	54.5%	37.9%
Critically evaluating behavioral and societal issues using social science theories.	1.5%	4.5%	56.7%	37.3%
Understanding the ways social scientists gather, analyze data, integrate knowledge, and draw conclusions.	1.5%	4.5%	62.1%	31.8%
Working collaboratively to promote productive and supportive interpersonal interactions.	1.5%	6.1%	53.0%	39.4%
Respectfully interacting with various cultures with a critical understanding of prejudice and its effects.	1.5%	1.5%	60.6%	36.4%
Comprehending globalization and its effects on economic/political structures.	1.5%	4.6%	58.5%	35.4%